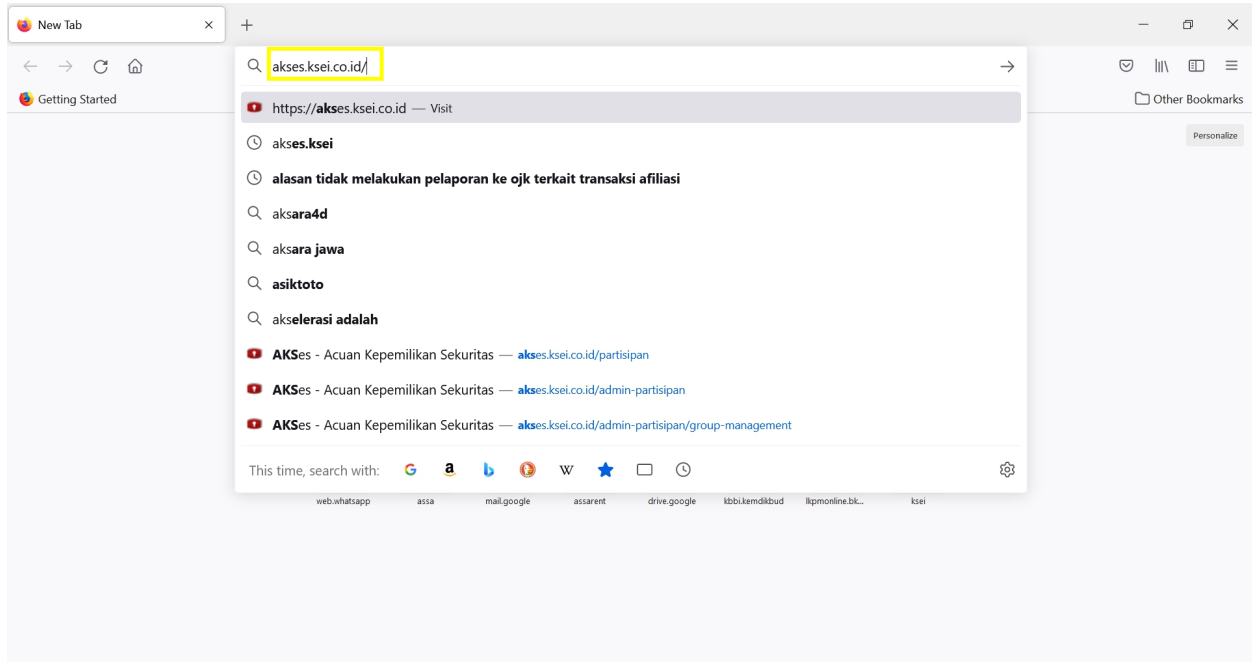
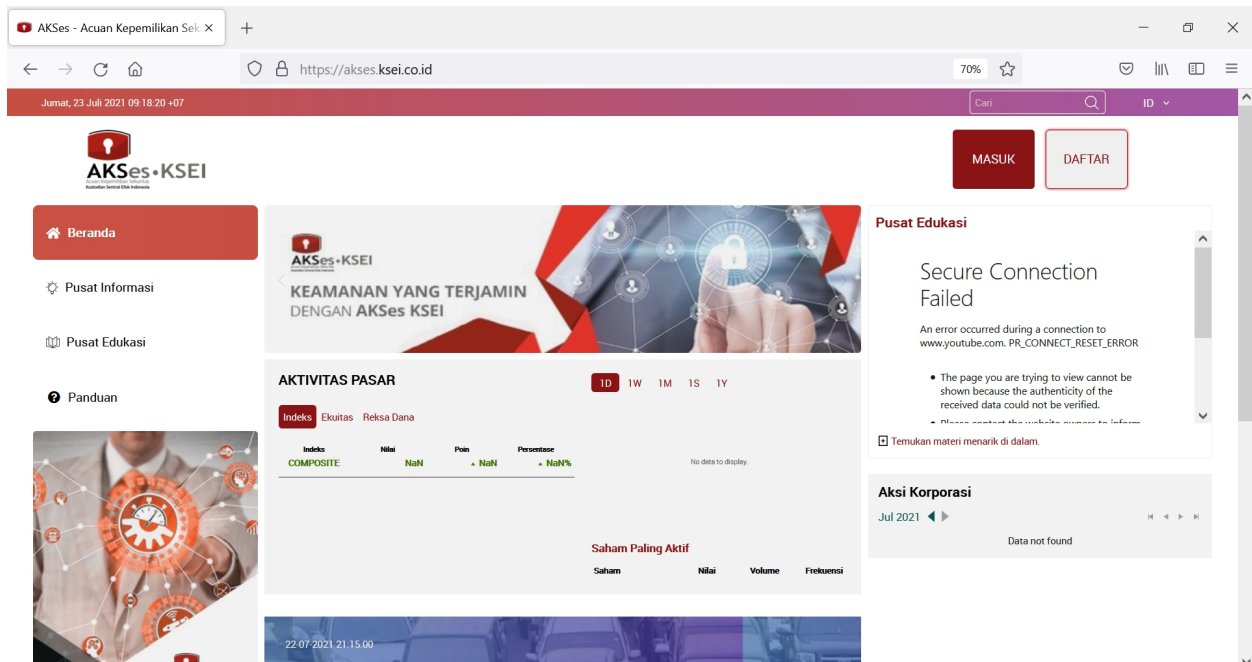


Cara Membuka Link Webinar RUPS dari Akun AKSes KSEI

1. Masuk ke situs <https://akses.ksei.co.id/>



2. Tampilan situs <https://akses.ksei.co.id/>



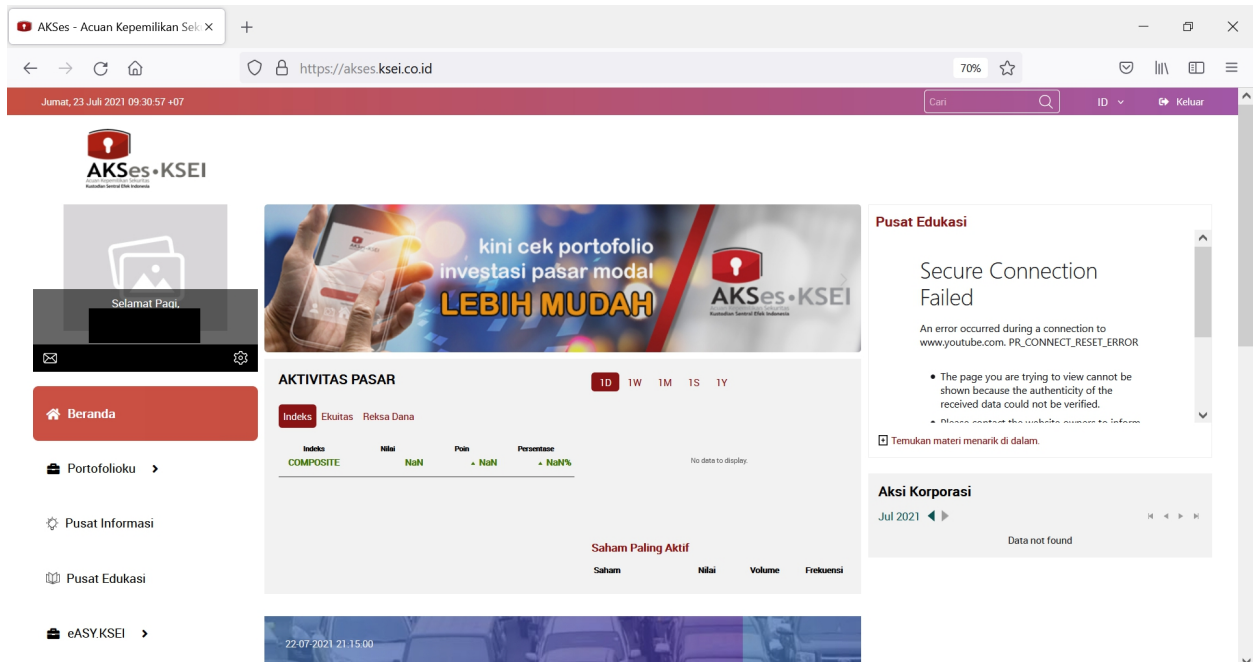
3. Klik button “MASUK” di pojok kanan situs <https://akses.ksei.co.id/>

The screenshot shows the AKSes-KSEI website home page. The browser address bar displays <https://akses.ksei.co.id/>. The page has a purple header with a search bar and a user ID dropdown. The main content area includes a navigation menu on the left with items like 'Beranda', 'Pusat Informasi', 'Pusat Edukasi', and 'Panduan'. The central banner features the AKSes-KSEI logo and the text 'KEAMANAN YANG TERJAMIN DENGAN AKSes KSEI'. Below the banner is a section for 'AKTIVITAS PASAR' with tabs for 'Indeks', 'Ekuitas', and 'Reksa Dana'. The 'Indeks' tab is active, showing a table with columns for 'Indeks', 'Nilai', 'Poin', and 'Persentase'. The table contains one row for 'COMPOSITE' with values 'NaN', 'NaN', and '+ NaN%'. To the right of the main content, there is a 'Pusat Edukasi' section with a 'Secure Connection Failed' error message and an 'Aksi Korporasi' section for July 2021. The 'MASUK' button is highlighted with a yellow box in the top right corner.

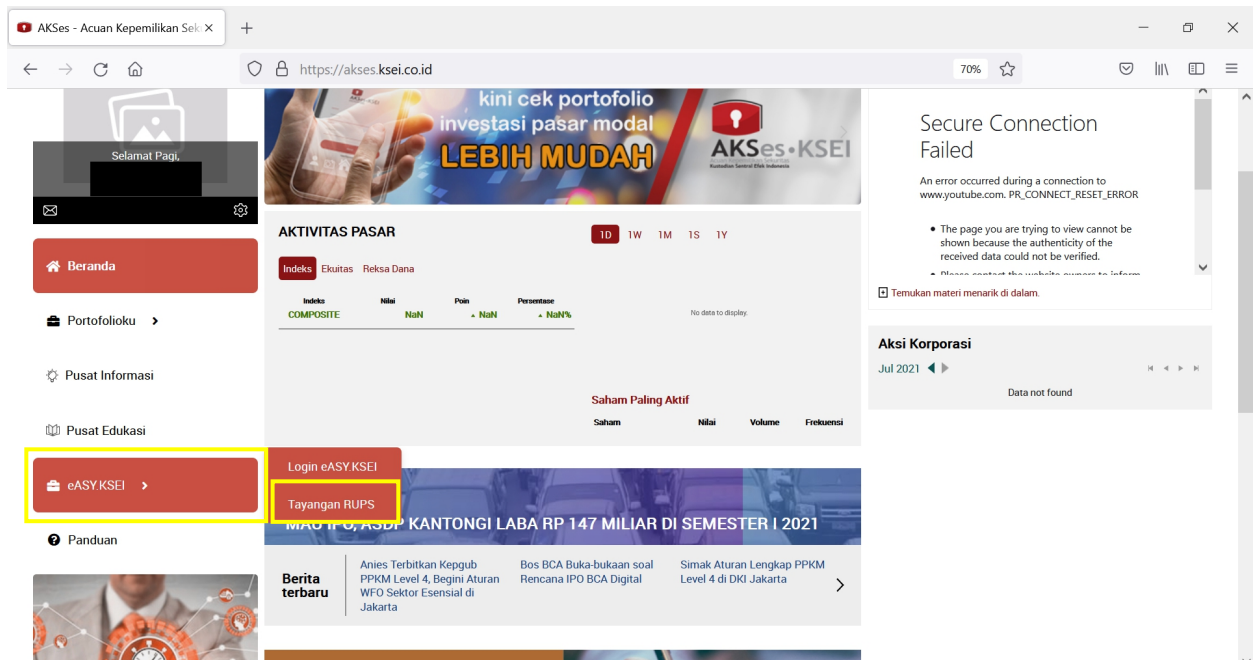
4. Isikan alamat “Email” dan “Kata Sandi” yang telah terdaftar pada akun AKSes KSEI, kemudian klik *button “Masuk”*

The screenshot shows the AKSes-KSEI login page. The browser address bar displays <https://akses.ksei.co.id/login>. The page has a purple header with a search bar and a user ID dropdown. The main content area includes a navigation menu on the left with a 'Kembali Ke Beranda' link. The central part of the page features a login form with two input fields: 'Username / Email' and 'Kata Sandi', and a 'Masuk' button. The 'Masuk' button is highlighted with a yellow box. To the right of the login form, there is a 'Belum memiliki akun?' section with a 'Daftar Sekarang!' button. The footer of the page contains copyright information, a privacy policy link, a disclaimer, the website URL, contact information, and a phone number.

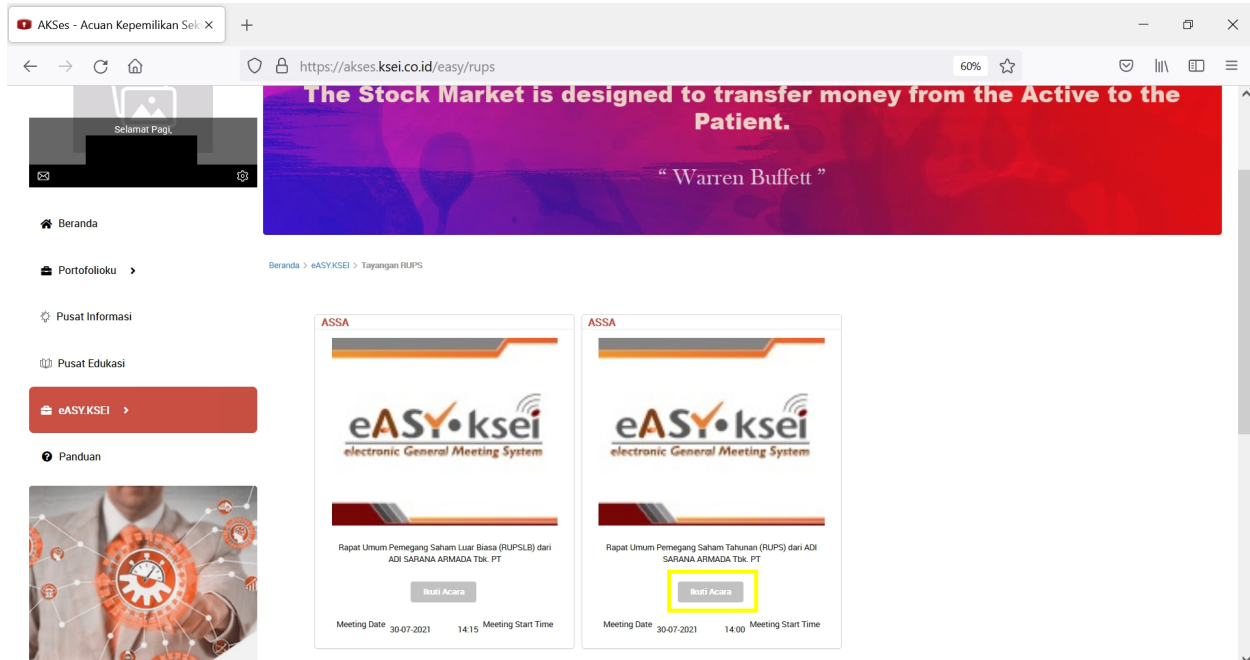
5. Tampilan layar akun AKSes KSEI pada situs <https://akses.ksei.co.id/>



6. Klik menu “eASY.KSEI”, kemudian klik sub-menu “Tayangan RUPS” pada bagian pojok kiri bawah



7. Akan muncul tampilan Webinar RUPS, silahkan klik “Ikuti Acara” pada bagian Rapat Umum Pemegang Saham Tahunan dari PT Adi Sarana Armada Tbk



8. Anda akan diarahkan menuju aplikasi Zoom dan telah dapat mengikuti Rapat Umum Pemegang Saham Tahunan dari PT Adi Sarana Armada Tbk

9. Pada saat Rapat Umum Pemegang Saham Tahunan telah berakhir, silahkan buka kembali akun AKSes KSEI Anda dan klik “Ikuti Acara” pada bagian Rapat Umum Pemegang Saham Luar Biasa dari PT Adi Sarana Armada Tbk

